

TailGUARD™

FOR TRAILERS

INCREASED SAFETY DURING REVERSING



WABCO

INCREASED SAFETY, REDUCED REPAIR COSTS AND DOWNTIME

TOWARD ZERO ACCIDENTS

Reversing a trailer is one of the most dangerous truck operating procedures, accounting for up to 35% of incidents involving trailer damage and up to 40% of fatal accidents*. WABCO TailGUARD™ helps you to bring your working environment toward Zero Accidents. TailGuard reduces risks during reversing by detecting small, large, static and moving objects in the blind spot behind the trailer. It also automatically stops the trailer at a safe distance. This system provides stress relief for drivers during reversing and helps them to avoid collisions with pedestrians, pallets, docking stations, gates, trees, forklifts, cars or any other objects behind the trailer.

* source: TBG (Berufsgenossenschaft Tiefbau), 2005

WHY IS TAILGUARD DIFFERENT?

The combination of four features makes TailGUARD a unique solution:

- The integration of TailGUARD with WABCO braking technology provides unique functions: automatic stopping, forced slow down, distance programmability and truck-trailer communication via Power Line (PLC)
- Comes with a cabin-mounted trailer control device for the driver, the Trailer Remote Control
- Allows tailoring the system to meet the needs of different logistic environments, as illustrated in the table below
- According to best-in-class automotive standard ISO 12155 for reversing systems for commercial road vehicles

See how TailGUARD works on www.wabco-auto.com/TailGUARD


Four recommended configurations to meet the needs of different logistic environments and trailer types.


	TailGUARDlight™	TailGUARD™	TailGUARDRoof™	TailGUARDMAX™
Typical logistic environment	Large loading bays with identical layout or flat walls and no object or persons behind the trailer	Multiple and unknown loading bays with flat walls, different layouts and large objects, pallets, cars, metal and wood traffic poles	Height-limited locations: warehouses, docking gates, tree branches and roof constructions	Locations with small and / or moving objects: supermarkets, forklift loading, road signs, retail shops, villages, city distribution Compliant to ISO 12155 DIN 75031
• Represents position of sensors				
Number of sensors	2	3	5	6
Blind spot coverage area (view from top of trailer)	Limited	Full back of trailer	Full back of trailer	Full back of trailer
Blind spot coverage area (view from side of trailer)				
Trailer Remote Control Display			Floor display / Roof display 	
Sensitivity	Only objects standing directly behind the left and right sensors are detected. (objects between the two sensors are not detected)	Large moving objects are detected and displayed independently on Trailer Remote Control	Objects at ground and roof level are detected and displayed independently on the Trailer Remote Control	Small moving objects are detected and displayed independently on the Trailer Remote Control


IMPROVES DRIVER COMFORT

HOW DOES IT WORK?


SYSTEM ACTIVATION


 TailGUARD is automatically activated when the truck's gearbox is shifted into reverse gear. It works with any type of truck.


 At the back of the trailer, the outline marker lights start flashing, and a warning signal sounds to alert people standing close to the reversing vehicle.

 The system can be turned to 'silent' mode for operation during the night.


DRIVING IN REVERSE

 When TailGUARD detects an object within 3 meters behind the trailer, Trailer Remote Control in the cabin shows the object distance with green, yellow or red colored blocks.

 TailGUARD forces the driver to slow down when reversing speed exceeds 9 km/hour by pulsing the trailer brakes.

 When the trailer comes closer to an object, the outline marker lights blink faster and the frequency of the reverse-warning beep increases.

AUTOMATIC STOP

 TailGUARD stops the trailer automatically at a programmable distance between 30cm and 200cm. The driver can then slowly reverse the last few centimeters to dock the trailer to the loading area.



TRAILER REMOTE CONTROL

INDICATES DISTANCE

The Trailer Remote Control displays the distance to objects behind the trailer, when TailGUARD is activated.

INCREASES DRIVER COMFORT


Drivers can control the Trailer EBS-, suspension- and programmable GIO functions from within the truck without leaving the cabin to operate valves or switches on the trailer.

REDUCES TURNAROUND TIME

Operating the trailer from within the truck helps drivers to reduce loading and unloading turnaround times.

ELIMINATES DASHBOARD SWITCHES

The Trailer Remote Control replaces dashboard switches and connectors, keeping the dashboard neat and reducing installation time.



LAYOUT OF TRAILER REMOTE CONTROL

AREA 1: 3 warning indicators

- Replace brake pads
- Immobilizer on/off
- Low tire pressure

AREA 2: 3 Distance indicators

While reversing, the green, yellow and red blocks indicate the distance between the trailer and objects in the blind spot behind the trailer. The 3 vertical bars of blocks indicate the location of the obstacle: left, middle or right.

AREA 3: 6 function buttons

The 6 buttons can be programmed to control different functions: OptiTurn™, OptiLoad™, Immobilizer, Traction help, Forced lowering of lift axle, Driving level memory, and others.

TYPICAL REPAIR COST FOR REAR-END COLLISIONS

TYPICAL REPAIR	INDICATIVE REPAIR TIME	INDICATIVE REPAIR COST
Replace or repair of trailer doors	2-4 hours	€ 300-2500
Lights and outside marker lights	0.5-2 hours	€ 400-800
Repair of underrunprotection	1-3 hours	€ 200-600
Downtime of trailer	0.5-1 day	lost income
Repair of loading dock, roof, gates etc.	2-5 hours	€ 500-1500

RECOMMENDED COMPONENTS FOR INDICATED CONFIGURATIONS

	Part Number	TailGUARDlight™	TailGUARD™	TailGUARDRoof™	TailGUARDMAX™
Set numbers		400 605 855 0	400 605 856 0	400 605 857 0	400 605 858 0
Electronic Extension Module	446 122 070 0	1	1	1	1
Sensor 0°	446 122 401 0	2	1	1	2
Sensor 15°	446 122 402 0	0	2	4	4
Trailer Remote Control	446 122 080 0	0	1	1	1
Power cable	449 303 020 0	1	1	1	1
Cable for sensor	449 806 060 0	2	2	2	2
Distribution cable for sensors	894 600 024 0	0	1	3	4
Cable for outline marker light connection	449 908 060 0	1	1	1	1

TailGUARD requires EBS E2 Premium or above which is not included in the set and has to be ordered separately. TailGUARD can be retrofitted without automatic braking and without Trailer Remote Control.

TailGUARD is also available for trucks and buses. Please contact your WABCO sales representative or WABCO service partner for further details.

TailGUARD supports the driver and does not take away the responsibility to drive carefully and slowly.



QUALITY ASSURED

Every WABCO part is made of high-grade materials and is rigorously tested by WABCO before leaving our hands. Each is a product of WABCO's 150 year history of innovation and design excellence. There is also an added assurance that the quality of every WABCO part is reinforced by a powerful global customer service network.



WABCO

WABCO (NYSE: WBC) is a leading global supplier of technologies and control systems for the safety and efficiency of commercial vehicles. Founded nearly 150 years ago, WABCO continues to pioneer breakthrough electronic, mechanical and mechatronic technologies for braking, stability and transmission automation systems supplied to the world's leading commercial truck, bus and trailer manufacturers. With sales of \$2.7 in 2013, WABCO is headquartered in Brussels, Belgium. For more information, visit:

www.wabco-auto.com

WABCO